

Top Marine

Floating Marina Installations



All Concrete Pontoon



All Concrete Pontoon

CHAIN ANCHORING SYSTEM

- The strong and robust anchoring shafts are connected to reinforced concrete forming a strong and stable fixing system for the pontoon;
- Simple and "user friendly" chain locker plate.

SAFETY EQUIPMENT

- SOS Pedestal;
- Safety Ladder.

SERVICE PEDESTAL

- Electricity and water supply;
- Lighting for the floating pontoon.

TIMBER DECKING

- Impregnated softwood decking 28 x 120 mm.

GANGWAY

- Metal gangway up to 12 m;
- Timber gangway up to 6 m.

PILE ANCHORING SYSTEM 40 kN

- An alternative solution for chain mooring;
- Has been designed for piles Ø400-500 mm.

HD RUBBER CONNECTING SET

- Silent flexible rubber bolted joints. Bolt property class 8.8 bolts with lock nuts.

SERVICE DUCTS

- Inside concrete, not visible;
- Can be installed on both sides or in the middle;
- Duct diameter 110mm or 160mm.

BOAT BOOMS

- Boat Booms with hinge connection;
- With or without timber decking.

TIMBER FENDER

- Planed timber fender 145 x 145 mm or 95 x 145 mm or 95 x 95 mm or 70 x 195 mm.

MOORING FINGER

- Mooring Fingers with rubber connection.

MOORING BOLLARD

- The in-moulded T-bollard geometrical construction ensures the better distribution of the internal forces.

AC CONCRETE PONTOON

- Hydrotechnical fiber reinforced concrete C40/ 50, watertight W6, environment class XS2, frost resistance XF4 and KK4 according to EN 206-1;
- Reinforcement 6mm fully hot dip galvanized C4 according to ISO 1461 standard;
- Expanded polystyrene: density 19kg/m³, strenght ≥100kPa, water absorption ≤3%.


FINGER CONNECTING RAIL

- Insures flexible and strong connection between concrete pontoon and mooring fingers;
- Finger position are horizontally adjustable.

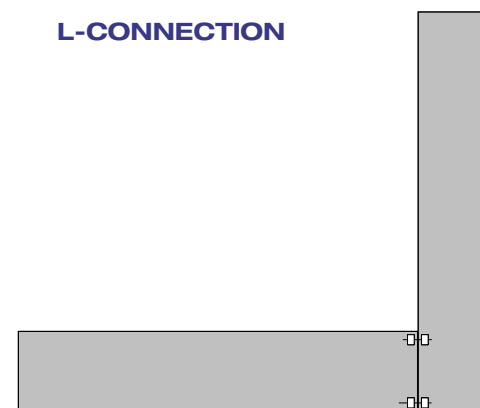
END CONNECTION



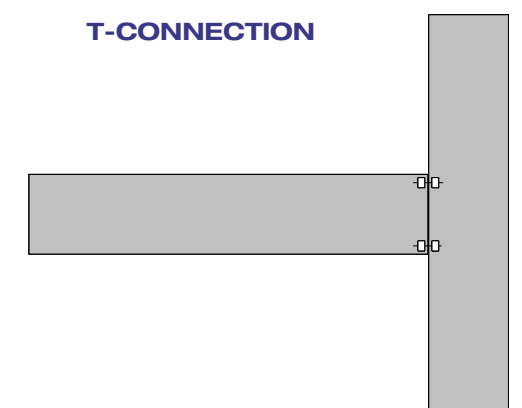
SIDE CONNECTION



L-CONNECTION



T-CONNECTION



All Concrete Pontoon

All Concrete Pontoon	High-stability, strong, maintenance free, for year-round use, long service life
Intended use	As landing stages, for floating houses and for other marina structures
Connection options	End connection, side connection, L- connection, T-connection
Structural design	Hydrotechnical fiber reinforced concrete with EPS inside, heavy-duty rubber joints
Anchoring system	Anchoring by chain or elastic rope. Anchoring by piles
Accessories	Wood or plastic decking, fenders, finger connection rails, mooring fingers, boat booms, mooring bollards, service ducts, safety equipment

Technical Data of All Concrete Pontoon							
Item code		08 10 00	08 12 00	08 20 00	08 22 00	08 30 00	08 32 00
Dimensions of pontoons (m)	Length	9	9	12	12	15	15
	Concrete width	2.4	3.0	2.4	3.0	2.4	3.0
	Width with fenders	2.7	3.3	2.7	3.3	2.7	3.3
	Height	0.85	0.85	0.85	0.85	0.85	0.85
Freeboard (m)		0.4	0.43	0.44	0.47	0.46	0.49
Designed load capacity (kN/m²)		3.8	4.1	4.2	4.5	4.4	4.7
Designed load capacity (tons)		8.3	11.8	12.3	17.3	16.2	22.8
Weight (t)		9.4	11.4	11.6	14.1	13.9	16.8
Allowed max. wave height		0.5 m					
Allowed current speed		1 m/sec					
Ice condition		Allowed static ice load, ice moving is not allowed					
Anchoring systems	Chain	Ø 20 mm					
	Concrete anchors	2000 kg					
	Pile	Ø 400...600 mm, 40 kN					
Boat mooring		Mooring buoys, Boat Booms, Mooring fingers, Mooring bollards					
Boat sizes		Boat size up to 15.2 m (50 feet)					

Top Marine is a continuously developing firm and may at its sole discretion revise or amend this product catalog without notice.

Revision date 01.01.2019



OÜ Top Marine
Ph +372 5304 4000

Tule 33, Saue 76505 ESTONIA
info@topmarine.ee
www.topmarine.eu

Representative: